


# Wreath Meanings

During Advent, we light candles on an Advent wreath. One candle is lit for each Sunday in Advent until the fourth Sunday, when all of them are lit.

Do you have an Advent wreath in your church or at home? Draw what it looks like.



How many candles are lit today?

Look around your worship space. Can you find any other lit candles? Add them up in the space below.



# READER

Advent 1

- Today is the **first Sunday** in Advent.
- There are **four** Sundays in Advent before we celebrate **Christmas**.
- One **symbol** for Advent is a candle called a luminary.
- A luminary is something that gives off **light**.



## Advent Code

Why is light a symbol during Advent?  
Crack this code to find out!

D=4   E=5   F=6   G=7   H=8   I=9   J=10  
L=12   O=15   R=18   S=19   T=20   U=21   W=23

10	5	19	21	19	9	19		
20	8	5		12	9	7	8	20
	15	6		20	8	5		
23	15	18	12	4				

Unscramble the underlined words to finish this week's memory verses. You can look in your Bible for help!

## Memory Verse



Put on the moarr of light.

Put on the \_\_\_\_\_ of light. Romans 13:12

O esohu of Jacob, come, let us akwl in the ihgtl of the Lord!

Oh \_\_\_\_\_ of Jacob, come, let us \_\_\_\_\_


in the \_\_\_\_\_ of the Lord! Isaiah 2:5



## Look It Up!

One of the Bible readings for today is from the book of Isaiah. Look it up in your Bible: Isaiah 2:1-5. This is a story about what the world will look like when God brings peace.

Draw a picture of what a peaceful world looks like.



A **plowshare** is the part of the plow that digs into the ground. It looks like this:



## Did You Know?

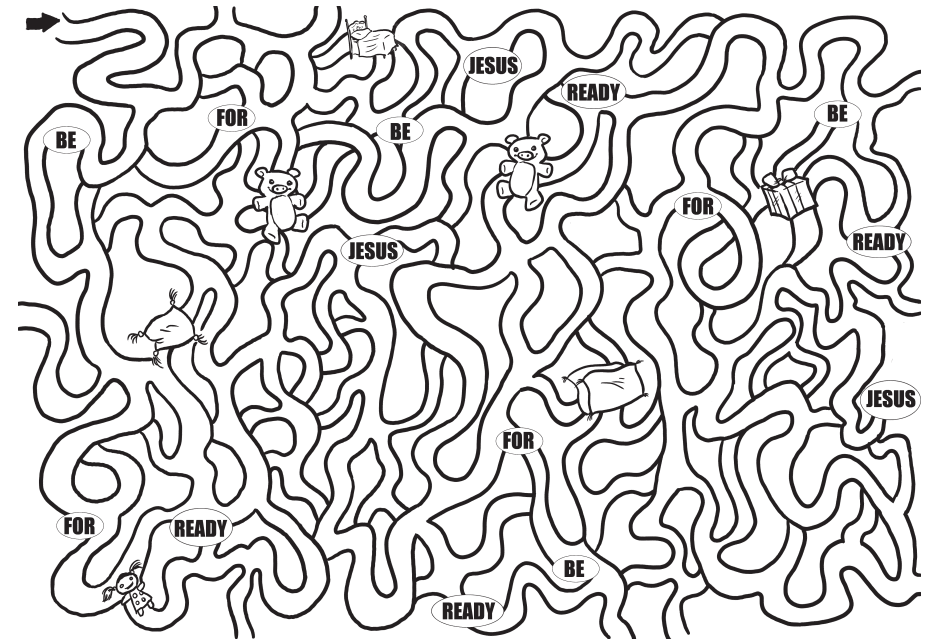
A **pruning hook** is a tool used to cut pieces off of trees and bushes. It looks like this:



## Keep Awake!

We learn that Jesus will come at a time when we least expect it. Jesus tells us "Keep awake!" so that we will be ready. During Advent we stay awake and get ready for Jesus.

Follow the maze to get ready for Jesus. Avoid things that would make you sleepy! Pick up words along the way and put them in the blank spaces. They will reveal a secret message.



**Secret Message:**

\_\_\_\_\_ !